

## CHAPTER 9

### WEARING OF AIGUILLETTES, SWORDS, CEREMONIAL BELTS, WHITE GLOVES AND WEBBING

<b>Contents</b>	<b>Para No/Page No</b>
<b>Wearing Of Aiguillettes</b>	
Supply	<b>Para 0901</b>
Dress With Which Aiguillettes Are To Be Worn	<b>Para 0902</b>
Method Of Wearing Aiguillettes	<b>Para 0903</b>
Occasions When Aiguillettes Are To Be Worn	<b>Para 0905</b>
<i>Illustration</i> – RAF Officers in No 1 SD Wearing Aiguillettes	Page 9 – 5
<i>Illustration</i> – RAF Officers in No 5 SD wearing aiguillettes	Page 9 – 6
<i>Illustration</i> – RAF Officers in No 6 SD wearing aiguillettes	Page 9 – 7
<b>Shoulder Devices</b>	
The Royal Cypher	<b>Para 0906</b>
<i>Illustration</i> – Officers Shoulder Boards	Page 9 - 9
<b>Wearing Of Swords</b>	
Description	<b>Para 0908</b>
Supply Of Swords	<b>Para 0910</b>
Dress With Which Swords May Be Worn	<b>Para 0911</b>
Occasions When Swords Are Worn	<b>Para 0912</b>
Method Of Wear	<b>Para 0914</b>
<i>Illustration</i> – Parts of the Sword	Page 9 – 13/14
<i>Illustration</i> – Sword Belts	Page 9 – 15/16
<i>Illustrations</i> – Method of wearing Swords	Page 9 – 17/18
<b>White Gloves and Webbing</b>	<b>Para 0915</b>

**ANNEXES**

**Page No**

A – Pattern of Aiguillettes

**9-A-1**

B – Entitlement to Wear Aiguillettes and Shoulder Devices

**9-B-1**

C – White Gloves and Webbing

**9-C-1**

## WEARING OF AIGUILLETTES

**0901. Supply.** Aiguillettes and shoulder devices are to be worn by officers holding the appointments indicated at **Annex B**. Entitled officers are to refer their requirements for the supply of these items to the parent RAF station quoting this AP as authority. The parent station will demand the accoutrements and arrange a loan issue to the officer concerned for the duration of the appointment. When the appointment is relinquished, the loan issue is either to be transferred to the new incumbent or returned to the issuing authority.

**0902. Dress with which aiguillettes are to be worn.** Aiguillettes are to be worn with No 1, 1A, 4, 5, 5A, 5B, 6, 6A and 8 SD uniforms on the occasions indicated in Para **0905** but are not to be worn on a greatcoat, gortex or jeltex outerwear. When aiguillettes are worn with a jacket, shoulder straps are always to be fitted to cover the shoulder attachment. Jackets, which do not normally comprise shoulder straps, are to be modified by sewing straps manufactured in the same material as the garment, into the shoulder seam and affixed by a small RAF gilt button close to the collar.

**0903. Method of wearing aiguillettes.** When worn, aiguillettes are to be attached to the appropriate shoulder of the jacket as indicated at Annex B by a hook or button, placed centrally on the shoulder,  $\frac{3}{4}$ in (19mm) from the outside shoulder seam. The loop of the aiguillettes from which the tags are suspended is to be similarly attached under the lapel of the jacket so that on the No 1, 1A, 4 and 6 SD uniforms, the tags fall over and in line with the inner seam of the appropriate breast pocket. On No 5A, 5B and 8 Mess dress jackets, the loop from which the tags are suspended is to be attached under the collar at the join of the collar and lapel. The hook or button is to be located so that the lapel does not hide the aiguillettes. With No 1, 1A, 4 and 6 SD, the length of the longer cord should be such that the lower edge of the cord under the arm is approximately in line with the waist-belt, sash or waistline and in line with the middle button of the No 5, 5A and 5B SD jackets. With No 6A SD, aiguillettes are to be attached to the shoulder of the tunic in the same manner as with No 1A SD. The loop of the aiguillettes from which the tags are suspended is to be attached to the second button on the tunic underneath the wrap-over so that the tags fall slightly to one side of the buttons with the lower edge of the cord under the arm approximately in line with the sash. As only one size of aiguillettes is available, the position of the lower edge of the cord under the arm will vary depending on the build of the wearer. Minor adjustment can be achieved by moving the lapel attachment point.

**0904.** On female officers in No 6B (Frock) SD, the attachment to the shoulder is to be in the same manner as for male officers but the loop from which the tags are suspended is to be attached under the lapel so that the tags fall on a similar alignment to those of aiguillettes worn by male officers with No 6 SD.

**0905. Occasions when the aiguillettes are to be worn.** Officers entitled to wear aiguillettes are to do so on the following occasions:

a. State occasions when:

(1) The Sovereign or the Sovereign's representative is present.

(2) A parade or celebration of the birthday of the Sovereign is mounted.

(3) Specially ordered on the occasion of any parade, ceremony or entertainment at which a member of the Royal Family is present.

b. Official occasions when the function or entertainment is given or arranged by a government department (including the armed forces) or a government institution. An official occasion is a formal event to which guests from outside the unit are invited. For example, a luncheon, ball and guest night could be in this category, whereas a dining-in night would not.

c. Public occasions when invitations are issued in the name of a municipal corporation, institution or livery company.

d. When visiting British and foreign Naval or Army establishments on formal occasions; also when visiting foreign Air Force establishments.

e. When inspecting and taking the salute at parades or when attending as a spectator.

f. When meeting or attending upon very important persons in an official capacity e.g. representing the Chief of the Defence Staff, the Air Force Board or the Royal Air Force.


g. Audiences and Investitures (in accordance with **Chapter 10**).

h. Funerals and memorial services.

i. On such other occasions as the Air Force Board may direct.

The aiguillettes may only be worn by personal staffs as listed at **Annex B**, sub-paras f, h and j, when in attendance in an official capacity upon the senior officer concerned. Diplomatic staff, mentioned in **Annex B**, sub-para g are normally only to wear aiguillettes in the country to which they are accredited, provided it is the custom of the country and has the sanction of the British ambassador.

**RAF OFFICERS IN No 1 SERVICE DRESS WEARING AIGUILLETES**



**RAF OFFICER IN NO 5 SERVICE DRESS WEARING AIGUILLETTES**



**RAF OFFICER WEARING NO 6 SERVICE DRESS WITH AIGUILLETTES**



## SHOULDER DEVICES

**0906. The Royal Cypher.** The Royal Cypher, which is surmounted by a crown, both of gilt, is a device to indicate an honorary appointment to the Sovereign. There are two sizes for wear by those entitled officers indicated at **Annex B**, as follows:

- a. Large (1¼in (3.2cm) high and 1¼in (3.2cm) wide, including fixed crown), with No 1, 1A, 2, 2A, 2B, 6 and 6B SD uniforms, and the greatcoat.
- b. Small (15/16in (24mm) high and 15/16in wide, including fixed crown), with No 5, 5A, 5B, 6A, 8 and 8A SD uniforms. Also certain officers after relinquishment of appointment (see Annex B, note 3).

**0907.** On uniform fitted with shoulder straps, the Royal Cypher is to be worn on both straps. With No 1, 5, 5A and 5B SD uniforms, the lower edge of the device is to be 1in (2.5cm) from the bottom of the straps. With No 2, 2A, 2B, 6, 6A, 8 and 8A SD uniforms, also when worn with a greatcoat (other than by Marshals of the Royal Air Force), the device is to be superimposed on the lowest rows of ranking braid, with the lower edge of the device level with the bottom of the lowest row of braid. With No 1A SD and on shoulder straps worn by Marshals of the RAF, the device is to be affixed to the lower edge of the shoulder strap.

**EXAMPLES OF OFFICER SHOULDER BOARDS WITH CYPHERS**



**MRAF**



**AVM and Above**



**Air Cdre (Greatcoat)**

## WEARING OF SWORDS

**0908. Description.** The following types of RAF swords may be worn on appropriate occasions:

- a. Air rank (AO)
- b. Below air rank (BAO)

**0909.** The sword assembly consists of:

a. **Sword.**

**(1) Blade.** Straight, 32¼to 32½in (82 to 82.6cm) – 1925 pattern or 72cm (1994 scaled down version) long, both tapered gradually and fullered both sides. (See Page 9 – 13)

**(2) Hilt.** Consist of guard, grip, backplate and pommel, ferrule, under nut and invisible top nut. The guard is of gold plated rolled brass pierced with an ornamental device, including the Royal Cypher. The backplate is in the form of an eagle's head. The officer patterns also have a badge showing the RAF eagle and crown made of gold plated thin sheet brass, raised from underneath and fixed and brazed to the dome of the guard. The grip is 4½in (11cm) long and made of wood. The officer patterns are covered with white fish skin, bound with gilt wire. (See Page 9 – 14)

b. **Sword knot.** The officer pattern is of blue and gold and comprises a gold lace strap with a blue silk line down the centre, gold acorn, gold and blue slider. (See page 9 – 14)

c. **Scabbard.** Of tanned leather, blocked and polished and fitted with three gold plated brass mounts. On the officer patterns, the rings on the top and middle mounts are held by a ball attached to a laurel wreath. On the air rank pattern, both mounts are ornamentally chased and the centre mount is slightly longer than on the other patterns. The bottom mount, known as the shoe or chape, is surrounded at the mouth by a laurel wreath on the officer patterns and a feature of the air officer pattern is that the shoe is asymmetric. (See Page 9 – 13)

d. **Ceremonial belt.** Of blue silk web 1¾in (3.5cm) wide with a bar of gold embroidery ¾in (9mm) wide running length-wise along each edge. It is lined with blue morocco to match. The plate fastener bears the eagle and crown surrounded by a

laurel wreath, with the motto **PER ARDUA AD ASTRA** under the eagle and within the wreath. (See page 9 – 15)

e. **Canvas belt.** Of plain canvas, 2in (5.1cm) wide with shoulder strap  $\frac{7}{8}$ in (22mm) wide. The buckle, slide adjuster and attachments rings, are of brass. (See page 9 – 16)

f. **Slings.** Of similar material and appearance to the officer pattern ceremonial belt but 1in (2.5cm) wide with bars of gold embroidery  $\frac{3}{16}$ in (5mm) in width. Slings are worn in pairs, each connecting with the belt at one end and attached to a billet at the other. The shorter sling is worn at the left-hand side of the belt and the longer sling at the rear of the belt. (See page 9 – 15)

g. **Billets.** Fittings of gold plated brass, the air officer pattern is embossed with an eagle and a crown motif, attached to a short leather strap. Billets are used to join the slings to the rings on the scabbard. (See Page 9 – 15/16)

**0910. Supply of swords.** Swords and associated equipment are supply items and allocations to command headquarters are made, for use on a pool basis. Officers in certain appointments and on the Special Duties List qualify for long-term loans and short-term loans are made to officers participating in ceremonies on an individual basis. Items required for wear at weddings and private functions are to be obtained from commercial sources or Command pools of non-public swords. Abroad, where not available commercially, hire from the supply squadron on a prepayment basis is permitted. Supply procedure and entitlement to long-term loan is outlined in **AP 830** and Command Staff Instructions.

**0911. Dress with which swords may be worn.** Swords may only be worn with No 1, 1A, 6, 6A, 9 and 11 SD uniforms.

**0912. Occasions when swords are worn.** Swords are to be worn on the occasions indicated in **Annex D to Chapter 10**. A member of a church congregation, attending the service only and not taking part in any parade or ceremony before, during, or after the service, should not wear a sword unless specifically requested to do so. Similarly, where wearing a sword at an indoor ceremonial function is likely to be an encumbrance, permission to omit the sword may be given by the sponsor co-ordinating the occasion. Swords may be removed temporarily whilst travelling in an aircraft or car and at a social function which may immediately follow a ceremony. In these circumstances, the belt may continue to be worn with the slings joined to form a loop.

**0913.** WOs are only to wear swords when parading as a member of a colour party escorting a Queen's Colour or as Bandmasters. This privilege does not apply on any other ceremonial occasion or to members of squadron standard parties.

**0914. Method of wear.** There are two methods of wearing the sword (See page 9 – 17/18 ):


a. **Hooked Up.** Parade commanders, commanders of guards of honour, officers under their orders, Directors of Music Bandmasters and WOs in colour parties are to wear the sword hooked up on the ceremonial belt, worn outside the jacket. When worn this way with No 1 and 6 SD, the detachable belt is to be removed from the jacket and with No 1A and 6A SD, the sash is to be dispensed with. The ceremonial belt can be prevented from sagging by fitting a small brass hook on either side of the jacket at waist level, or by use of a needle and thread. When a greatcoat is worn, the hilt of the sword is to be outside the sword slit of the greatcoat.

b. **Normal fitting.** Inspecting and reviewing officers, those in attendance upon them and other officers not referred to in sub-para a, are to wear the sword in the normal fitting, i.e. the scabbard containing the sword is clipped to the two slings which in turn hang from a plain canvas belt worn under the uniform jacket with the shoulder strap over the right shoulder. With the sword in this position, the jacket belt is to be worn with No 1 and 6 SD and the sash with No 1A and 6A SD. When a greatcoat is worn, the hilt of the sword is to protrude beyond the wrap-over, which is to be folded back. The method of carrying the sword is outlined in **AP 818 (Drill and Ceremonial)**.


**0915. White gloves and webbing.** The occasions for wear and the orders of dress with which to wear, white gloves and webbing, are detailed at **Annex C** to this chapter.

**PARTS OF THE SWORD**

**The Sword**




**Air Officer Scabbard**

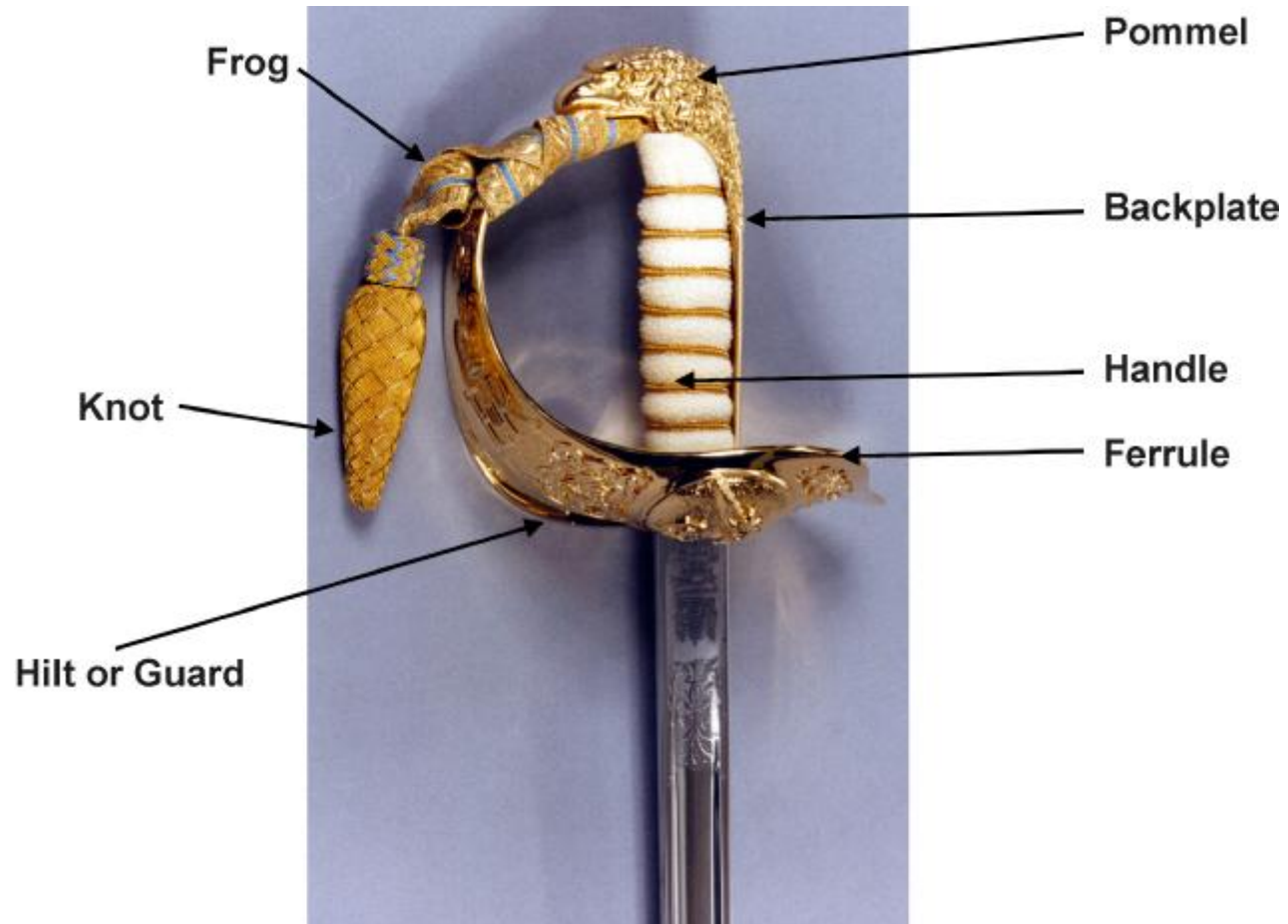


**Air Officer's scabbard has embellished mounts and chape.**

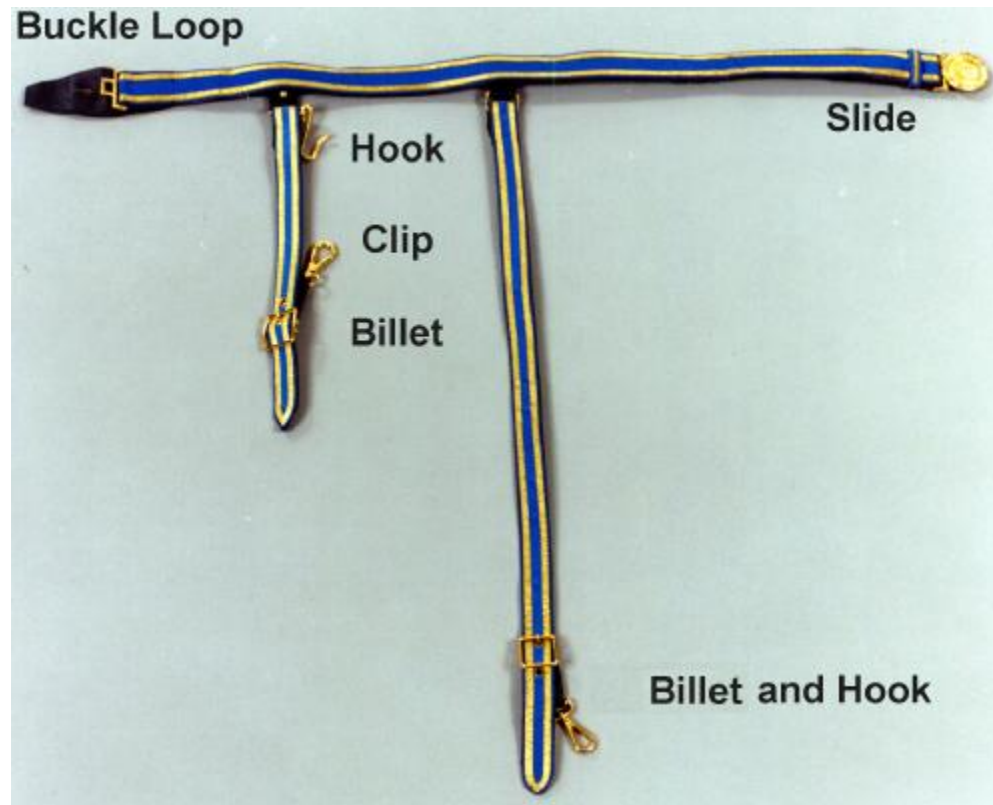
**Below Air Officer Scabbard**



## The Hilt




## PARTS OF THE SWORD BELT



**Ceremonial Sword Belt - Below Air Officer**

**Note: Air Officer Billets are embellished**



**Canvas Under-Belt - with Air Officer Slings**

**METHODS OF WEARING THER SWORD**



**Normal Fitting**



**Position of Slings (Hooked Up Fitting)**



**Hooked Up fitting**



**Normal fitting – At Ease**



**Normal fitting – Greatcoat**



**Normal Fitting - Marching**

## PATTERNS OF AIGUILLETES

Aiguillettes are to be worn by entitled officers as indicated at **Annex B** to this chapter. The patterns of aiguillettes are as follows:

**Type 1.** Gold seven-line orris cord with gilt crown and miniature Royal Cypher ( $\frac{3}{4}$ in (19mm) square), in capital letters, on tags to be worn on the right shoulder (para **0907b**).

**Type 2.** Gold seven-line orris cord with no device on tags, to be worn on the right shoulder (**Annex B, b, c and f**).

**Type 2a.** As for Type 2, in miniature size, to be worn by female RAF officers and PMRAFNS, with No 5 SD (**Annex B, b, c and f**).

**Type 3.** Gold seven-line orris cord with gilt eagle and crown on tags, to be worn on the right shoulder (**Annex B, d**).

**Type 4.** Blue and gold seven-line orris cord with silver eagle and crown on tags, to be worn on the right shoulder (**Annex B, e**).

**Type 5.** Blue and gold seven-line orris cord with silver eagle and crown on tags, to be worn on the left shoulder (**Annex B, g**).

**Type 6.** Blue and gold seven-line orris cord with no device on tags, to be worn on the right shoulder (**Annex B, h**).

**Type 7.** Blue and gold seven-line orris cord with no device on tags, to be worn on the left shoulder (**Annex B, j**).

**Type 7a.** As for Type 7, in miniature size, to be worn by female RAF officers with No 5 SD (**Annex B, j**).

**ENTITLEMENT TO WEAR AIGUILLETES AND SHOULDER DEVICES**

<b>Entitlement Appointments</b>	<b>Aiguillettes</b>	<b>Royal Cypher</b>
a. Personal aide-de-camp to the Sovereign	Gold seven-line orris cord )	Gilt crown and Royal Cypher in capital letters (see Note 3)
Air aide-de-camp to the Sovereign	with gilt crown and )	
Defence Services Secretary	miniature Royal Cypher in )	
Equerry and Extra	capital letters on tags (to be )	
Equerry to the Sovereign	worn on right shoulder) )	
The Captain of the Queen's Flight	(Type 1) )	
b. Aide-de-camp to the Sovereign	Gold seven-line orris cord )	Gilt crown and Royal Cypher in capital letters (see Note 3)
Honorary Physician to the Sovereign	with no device on tags (to )	
Honorary Surgeon to the Sovereign	be worn on the right )	
Honorary Dental Surgeon to the	shoulder) (Types 2 and 2a) )	
Sovereign	)	
Honorary Chaplain to the Sovereign	)	
Honorary Nursing Sister to the Sovereign	)	
c. Equerry to members of the Royal Family other than the Sovereign	Gold seven-line orris cord )	Cypher of the member of the Royal Family worn in the same manner as the Royal Cypher
	with no device on tags (to )	
	be worn on the right )	
	shoulder) )	
	Types 2 and 2a) )	

ANNEX B TO  
AP 1358  
CHAPTER 9

d.	Marshal of the Royal Air Force see Note 1)	Gold seven-line orris cord with gilt eagle and crown on tags (to be worn on the right shoulder) (Type 3)	) ) ) ) ) )	No device
e.	Air Members of the Defence Council (See Note 1) Air Members of the Air Force Board	Blue and gold seven-line orris cord with silver eagle and crown ion tags (to be worn on the right shoulder) (Type 4)	) ) ) ) ) )	No device
f.	Personal staff (see Note 2) of: Governors General Aide-de-camp to the Lord High Commissioner to the General Assembly of the Church of Scotland	Gold seven-line orris cord with no device on tags (to be worn on the right shoulder) (Types 2 and 2a)	) ) ) ) ) )	No device
g.	Head of British Defence Services Staff Washington Air Attachés and Assistant Advisers and Assistant Advisers in High Commissions in Commonwealth Capitals Head of Secretariat British Defence Liaison Staff Ottawa	Blue and gold seven-line orris cord with silver eagle and crown ion tags (to be worn on the left shoulder) (Type 5)	) ) ) ) ) )	No device

ANNEX B TO  
AP 1358  
CHAPTER 9

h.	Personal staff (see Note 2) of:	Blue and gold seven-line	)	
	Governors	orris cord with no device	)	
	Lieutenant Governors	on tags (to be worn on the	)	No device
	High Commissioners	right shoulder	)	
		(Type 6)	)	
j.	Personal staff (see Note 2) of:	Blue and gold seven-line	)	
	Service Members of the Defence Council	orris cord (to be worn on the	)	
	Vice Chief the defence Staff	left shoulder	)	No device
	Members of the Air Force Board	(Types 7 and 7a)	)	
	Air Officers Commanding-in-Chief		)	
	Commanders-in-Chief		)	
	Air Officers Commanding Groups and equivalent formations		)	
	Director General of Security(RAF)/Commandant General RAF		)	
	Regiment		)	
	Air Officers Scotland, Northern Ireland and Wales		)	No device
	Commander British Forces Cyprus		)	
	Commandants of the RAF Colleges and the Central Flying School		)	
	Air Commander Gibraltar		)	
	Chairman Military Committee NATO		)	
	United Kingdom Military Representative Brussels		)	No device
	Deputy Commander-in-Chief Allied Forces Central Europe		)	
	Director of International Military Staff NATO		)	
	Head of British Defence Staff Washington		)	

Notes:

1. Officers entitled to wear the aiguillettes under the provisions of sub-paras d and/or e, who are also entitled under the provisions of sub-para a, are to wear the aiguillettes and device appropriate to the appointments in sub-para a.

2. Excludes staff officers and personal assistants, unless they are necessarily fulfilling ADC duties.

3. A personal aide-de-camp to the Sovereign, who has held that appointment during more than one reign, should wear the Royal Cypher of each sovereign under whom he/she has served, and should continue to wear them in the small size after he has relinquished the appointment. All other officers entitled to wear the Royal Cypher, are to wear the Cypher of the reigning Sovereign only, but an air aide-de-camp may, on relinquishing the appointment continue to wear the small size Royal Cypher of each Sovereign under whom he has served and been appointed. The Royal Cypher of the reigning Sovereign is to be worn above any other Royal Cypher. With the exception of personal and air aides-de-camp, Royal Cyphers are not worn after the appointment is relinquished.

### **WHITE GLOVES AND WHITE WEBBING**

White nylon or cotton gloves with one button or press-stud are to be worn by:

- a. RAF and PMRAFNS officers with No 1A and 6A SD, whether or not a sword is being worn, and with No 1 and 6 SD when a sword is worn.
- b. WOs with No 1 and 6 SD when a sword is worn.

White nylon or cotton gloves are to be worn by airmen and airwomen with No 1 and 6 SD when participating in:

- a. State occasions.
- b. Royal occasions for the Royal Air Force.
- c. Guards at Royal residences.
- d. Guards of Honour.
- e. Service funerals authorised by the Air Force Board.
- f. Official memorial services.
- g. Sovereign's Birthday Parades.
- h. Annually recurring national ceremonies such as Remembrance Day and Battle of Britain parades, the Festival of Remembrance and Royal Tournament.
- i. Regional Ceremonies of national importance in England, Scotland, Wales and Northern Ireland.
- j. Parades to present a Queen's Colour or Squadron Standard.

- k. Parades to confer Freedoms.
- l. Parades to exercise Freedoms.
- m. Recruit Graduation Parades

White polyethylene webbing is to be worn by airmen, airwomen and PMRAFNS (other than WOs), when participating in the above events.

White gloves and white webbing not committed to the events listed above, on the authority of HQPTC (P1Ceremonial(RAF)), may be authorised for wear by the appropriate personnel on other occasions of a lower priority.